




# Holley Accessory Drive Kit Assembly Instructions Part Number 20-135



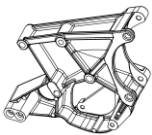


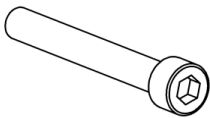
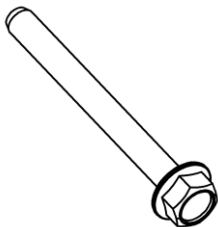
## Table of Contents

Parts List: .....	2
Driver's Side Bracket Installation: .....	3
Power Steering Pump Installation: .....	4
Idler Pulley Installation (position options): .....	5
P/S Pulley & Alternator Installation: .....	6
Belt Routing & Length Calculation: .....	7
Warranty Information.....	8

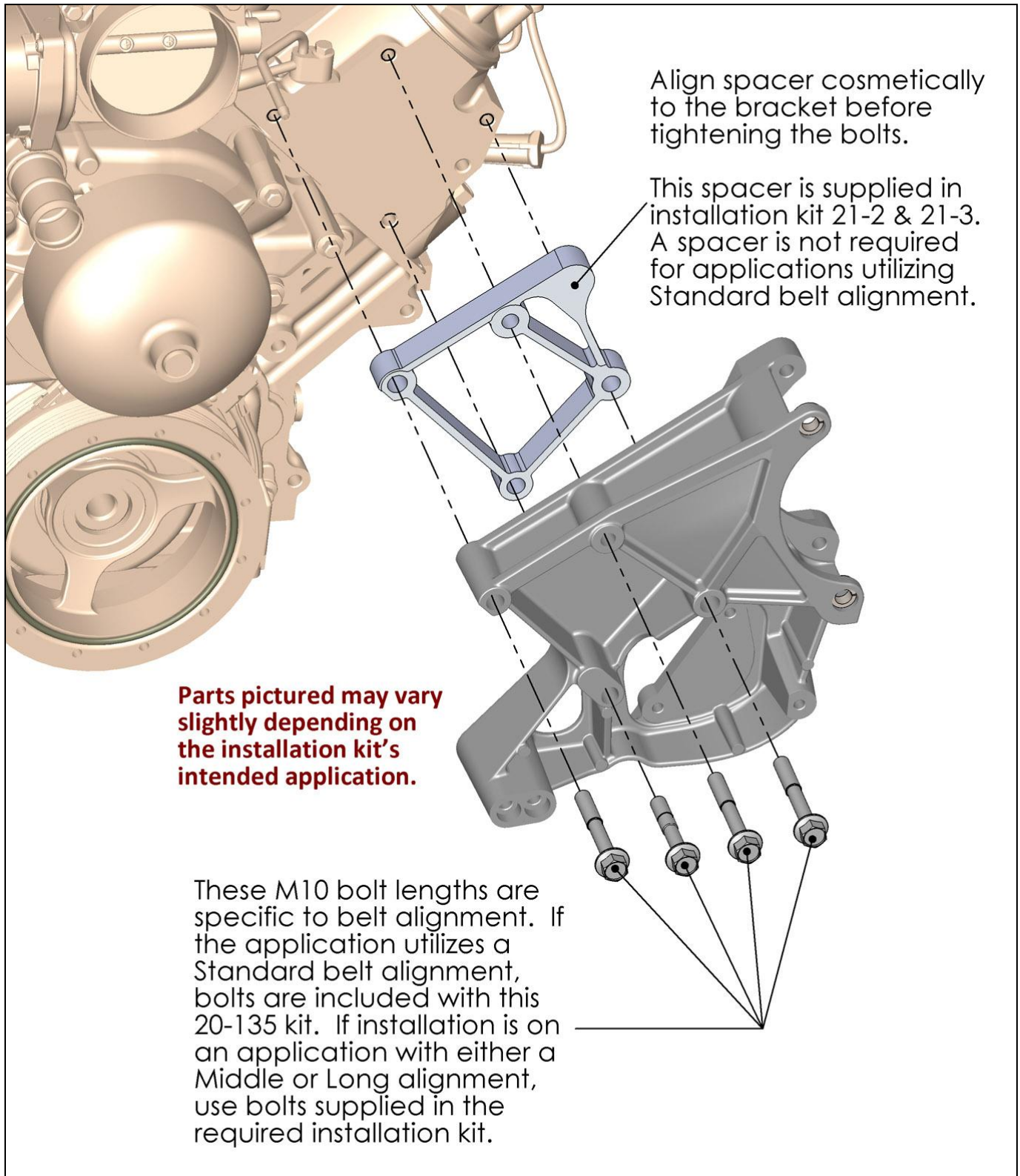
## Parts List:

- If used with Middle or Long belt alignments, this bracket requires installation kit part # 21-2 or 21-3 respectively. For Standard alignments no installation kit is required.

**Parts included with 20-135 bracket kit (see list supplied with installation kit for additional parts):**

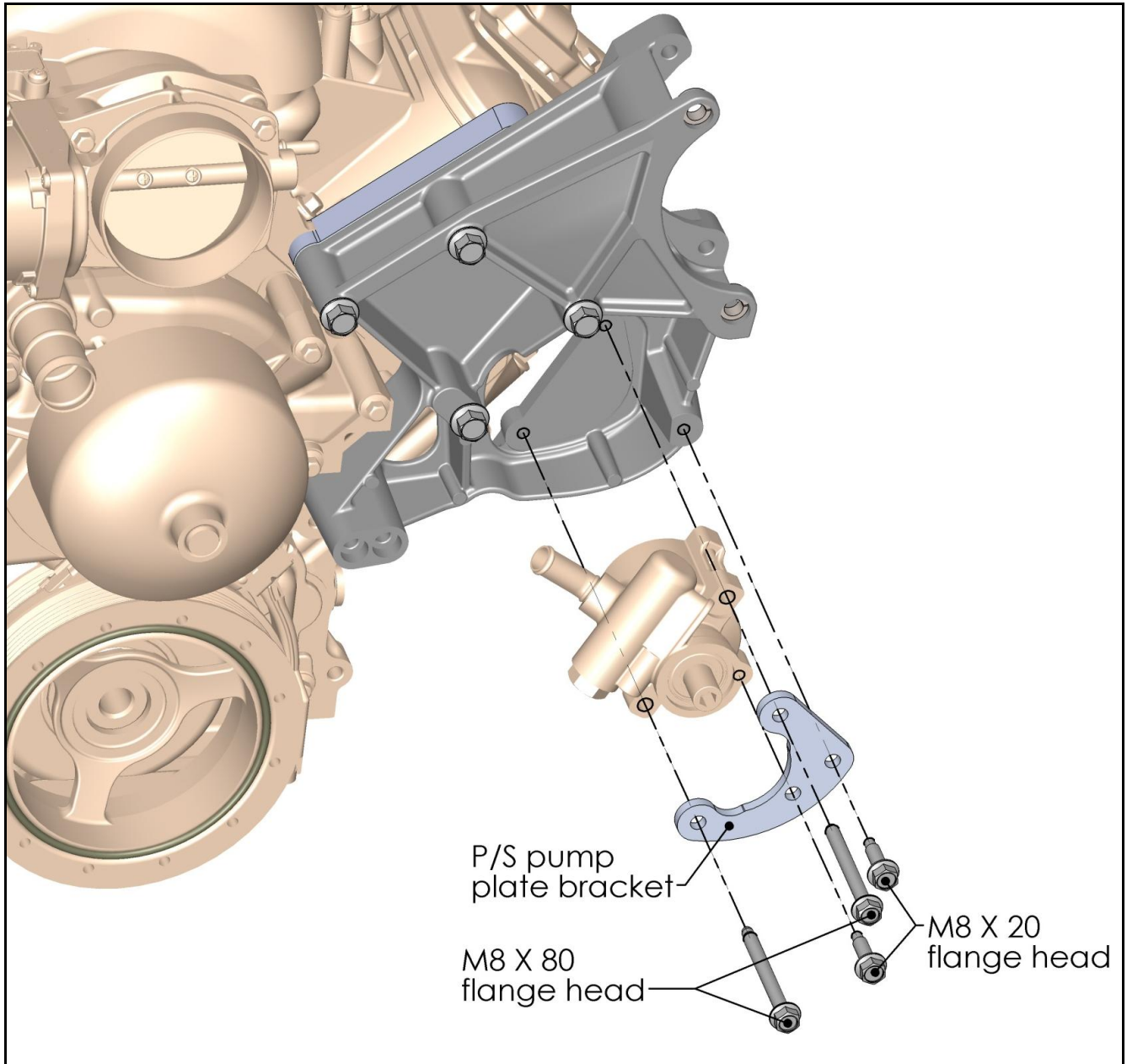
PICTURE	QTY	DESCRIPTION	APPLICATION
	1	Driver's Side Bracket Assembly	Alternator & Power Steering Pump
	1	Power Steering Pump Plate Bracket	Front Support of Power Steering Pump
	1	Step Spacer	Driver's Side Idler Pulley
	2	Socket Head Cap Bolt, M10 x 1.5 x 80	Alternator Bolts
	2	Flange Head Bolt, M8 x 1.25 x 20	Power Steering Pump Bolts
	2	Flange Head Bolt, M8 x 1.25 x 80	Power Steering Pump Bolts
	1	Flange Head Bolt, M10 x 1.5 x 45	Idler Pulley to Driver's Side Bracket
	1	Flange Head Bolt, M10 x 1.5 x 60	Driver's Side Bracket to Head (NOT used with Middle and Long belt alignments)
	3	Flange Head Bolt, M10 x 1.5 x 70	Driver's Side Bracket to Head (NOT used with Middle and Long belt alignments)

## Driver's Side Bracket Installation:



**NOTE:** Torque M8 bolts to 18 ft./lbs. and M10 bolts to 36 ft./lbs.

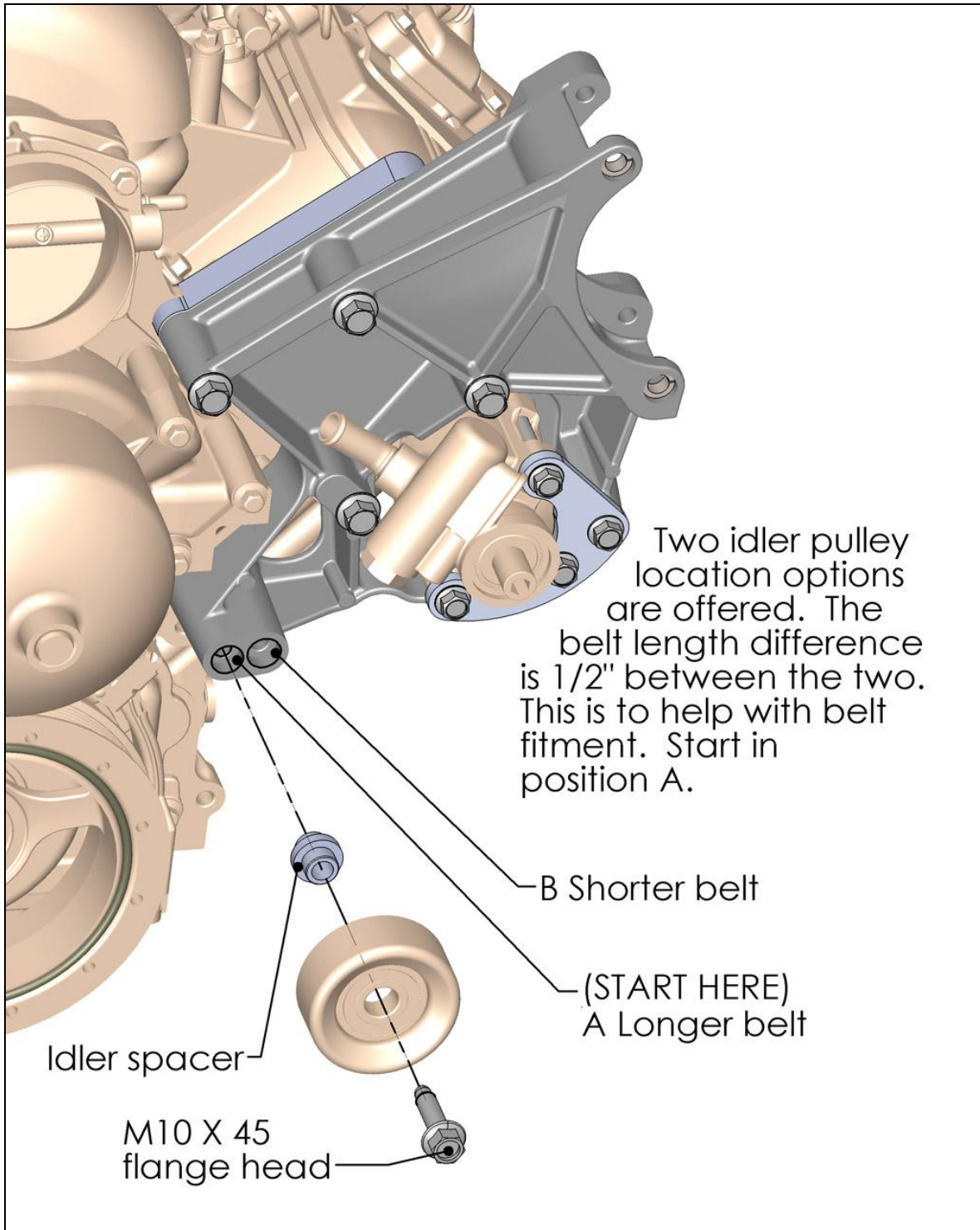
## Power Steering Pump Installation:



**NOTE:** Torque M8 bolts to 18 ft./lbs. and M10 bolts to 36 ft./lbs.

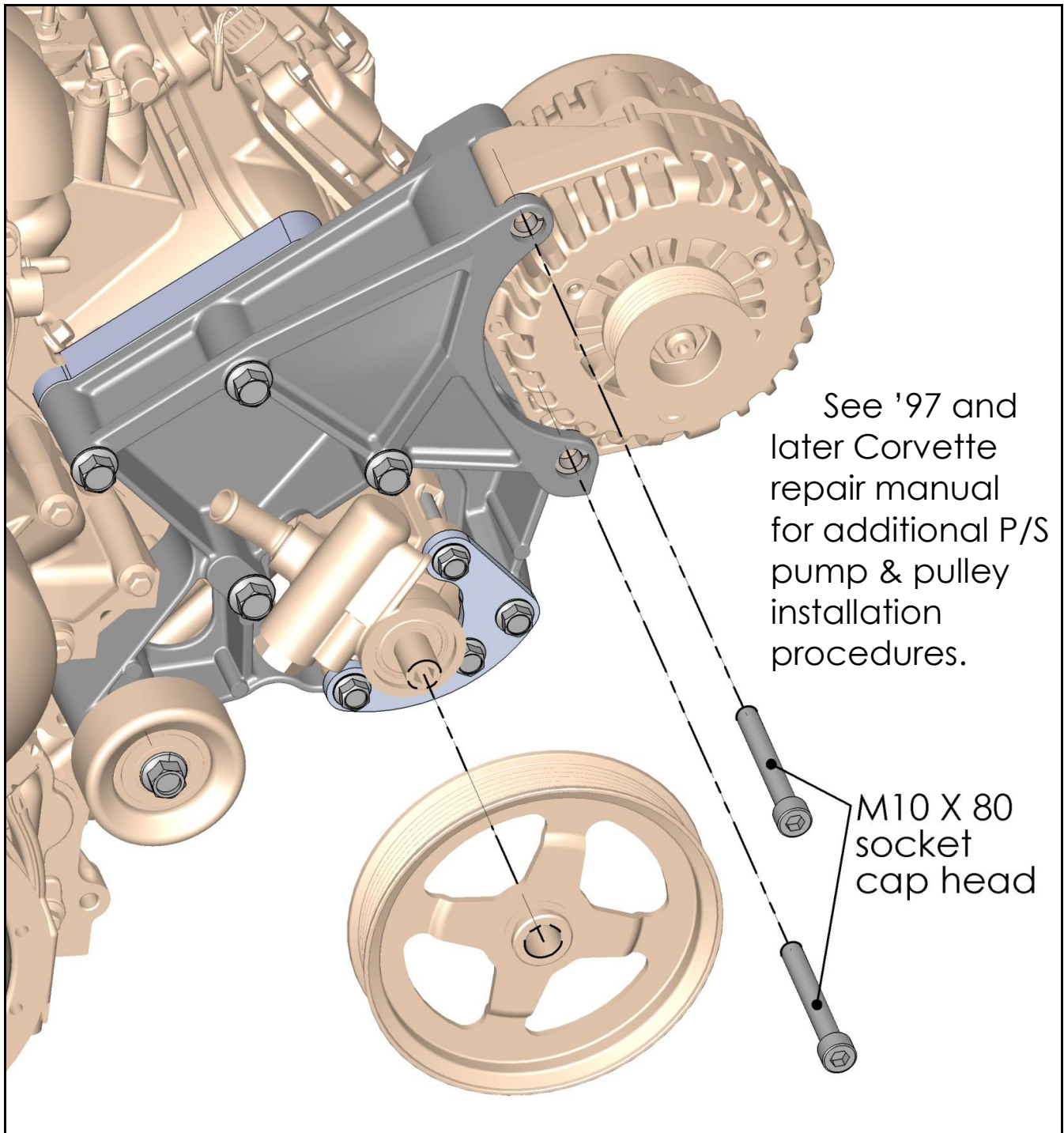


## Idler Pulley Installation (position options):



**NOTE:** Torque M8 bolts to 18 ft./lbs. and M10 bolts to 36 ft./lbs.

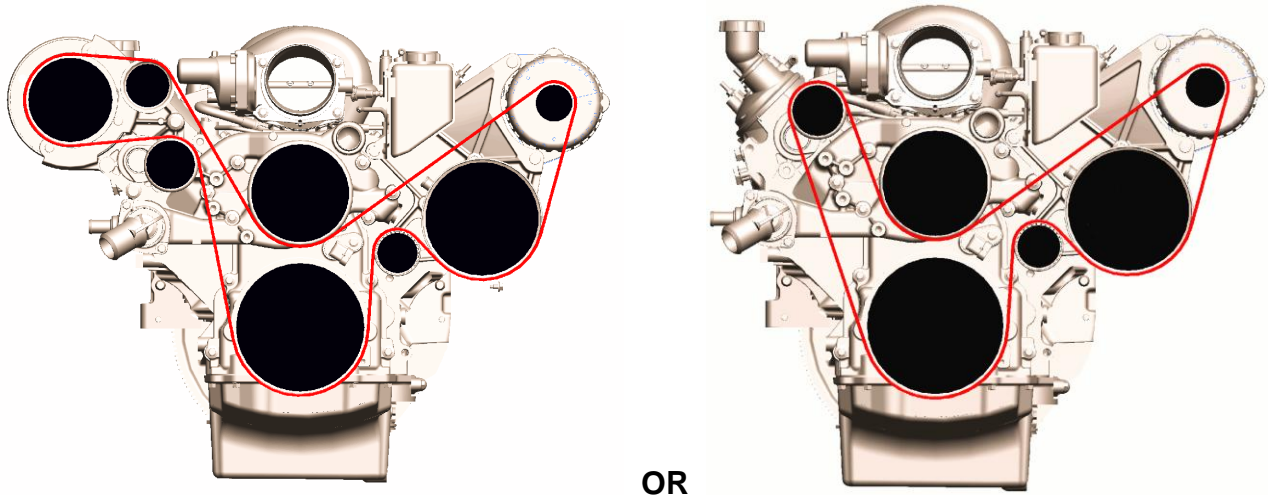
## P/S Pulley & Alternator Installation:



**NOTE:** Torque M8 bolts to 18 ft./lbs. and M10 bolts to 36 ft./lbs.

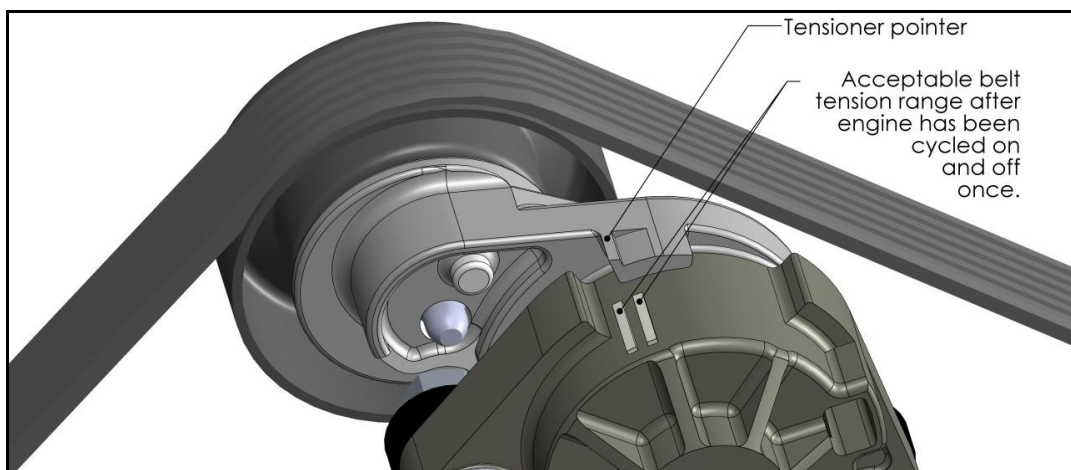
## Belt Routing & Length Calculation:

**HELPFUL HINT:** When installing the belt, route around all the pulleys except the water pump pulley. While fully rotating the tensioner arm, slip the belt on the smooth water pump pulley last.



**Both the bracket application and pulley diameters vary and will directly affect belt length. To acquire the measurement for the correct belt, perform the following:**

After all brackets and accessories are installed, route masking tape or string around the belt path. Leave the tensioner in the un-sprung position for this measurement. Mark or cut the tape/string to length and remove from the pulleys. Subtract 1 1/8" (28 mm) from the measured length to compensate for the un-sprung tensioner position. You will need to convert belt length to millimeters if measured in inches (inches X 25.4 = mm). Go to any auto parts store and ask for a 6PK0000 belt with the "0000" being the length in millimeters. For example, if you measured 2493 mm and then subtracted 28 mm, you would get 2465 mm, and the part number would be 6PK2465. Remember, if you miss on size, the driver's side idler can be moved to decrease the required belt length by 1/2".





# Warranty Information

## Holley Performance Products Limited Warranty

All Holley Performance Products Limited Warranties are extended to the original consumer only. This Limited Warranty is not assignable or otherwise transferable. There are no warranties that extend beyond those stated herein. Holley Performance Products offers no other warranties expressed or implied beyond this Limited Warranty.

In the event of an alleged defect in material or workmanship, Holley Performance Products' responsibility is strictly limited to repair or replace the defective product. Holley has no other obligation expressed or implied. Final warranty determination will be in the sole discretion of Holley Performance Products. Holley shall not be responsible for; (a) actual or alleged labor, transportation, or other incidental charges; or (b) actual or alleged consequential or other damages incurred by use of any product of Holley Performance Products.

To initiate the warranty process, the consumer must return the alleged defective product to the place of purchase with a dated receipt and completed applicable warranty claim tag. Warranty claims will be rejected if the date of purchase cannot be established by the consumer. Do not send products directly to Holley Performance Products. Holley Performance Products assumes no responsibility for products sent directly to Holley Performance Products.

This Limited Warranty sets forth specific legal rights. The consumer may have other rights as a result of variations in state laws or provincial laws. This Limited Warranty supersedes all prior warranty statements.

## HOLLEY/FLOWTECH/HOOKER/NOS/WEIAND – NEW PRODUCT

Holley Performance Products warrants its new Holley, Flowtech, Hooker, NOS, and Weiand products to be free from defects in material and workmanship for a period of 90 days from date of purchase.

Holley Performance Products Limited Warranty specifically does not apply to products, which have been (a) modified or altered in any way; (b) subjected to adverse conditions, such as misuse, neglect, accident, improper installation or adjustment, dirt or other contaminants, water, corrosion, or faulty repair; or (c) used in other than those applications recommended by Holley Performance Products. Holley Performance Products also does not warrant, and disclaims all liability for products used in racing activities and/or applications other than those specifically recommended in the current brand catalog.

Holley limits the warranty on Metallic Ceramic Coatings to be free from defects in material and workmanship for a period of 90 days from the date of purchase. This limited coating warranty does not apply to any products which have been subjected to adverse conditions, such as high heat encountered during engine break-in or if used during any racing activity.

## MARINE PRODUCTS

Holley Performance Products warrants its new marine products to be free from defects in material and workmanship for a period of 90 days from date of purchase. For the safety and protection of persons and property, all United States Coast Guard and other marine product safety installation and use requirements and recommendations must be carefully studied and applied. The above recommendations include, but are not limited to the recommendation that the installation, adjustment, and repair of Holley carburetors or other marine products must be performed only by a trained mechanic having adequate marine fuel system experience, and in strict compliance with the applicable Holley installation, maintenance, and other instructions. Failure to follow such requirements and recommendations will void this Holley Marine Limited Warranty, and Holley disclaims any responsibility and/or liability for accidents resulting from such failure.

Holley Performance Products Limited Warranty specifically does not apply to products, which have been (a) modified or altered in any way; (b) subjected to adverse conditions, such as misuse, neglect, accident, improper installation or adjustment, dirt or other contaminants, water, corrosion, or faulty repair; or (c) used in other than those applications recommended by Holley Performance Products. Holley Performance Products also does not warrant, and disclaims all liability for products used in racing activities and/or applications other than those specifically recommended in the current brand catalog.

**Holley® Performance Products, Inc.**  
**1801 Russellville Road**  
**Bowling Green, KY 42101**

Technical Support: 1-866-GOHOLLEY  
Phone: 1-270-781-9741  
Fax: 1-270-781-9772  
[www.holley.com](http://www.holley.com)

© 2011 Holley Performance Products, Inc. All rights reserved.

**199R10591**  
**Date: 6-4-12**